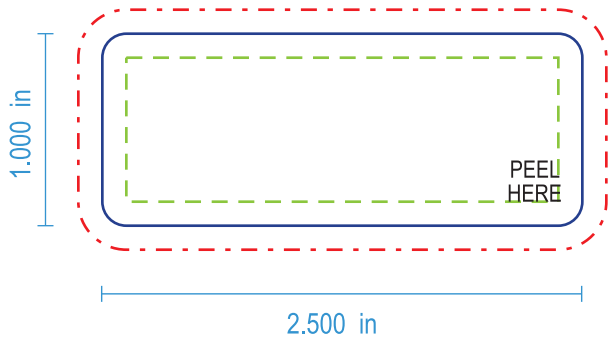

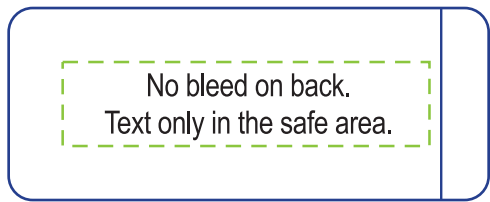


This is the direction of the 78mmch tube
in relation to this label.



Top Ply



Back of Top Ply



Base

CoolJarz™

78mmch Tube
Label (Option 3)

Dimensions:
2.500" x 1.000"

Design Guide:

-  Dieline
-  Bleed
-  Safe Area

OUTLINE ALL FONTS

Notes to the Designer:

Please submit your art as an .ai or a layered .pdf.
Any raster graphics need to be 300dpi.
Embed any linked images before submitting.